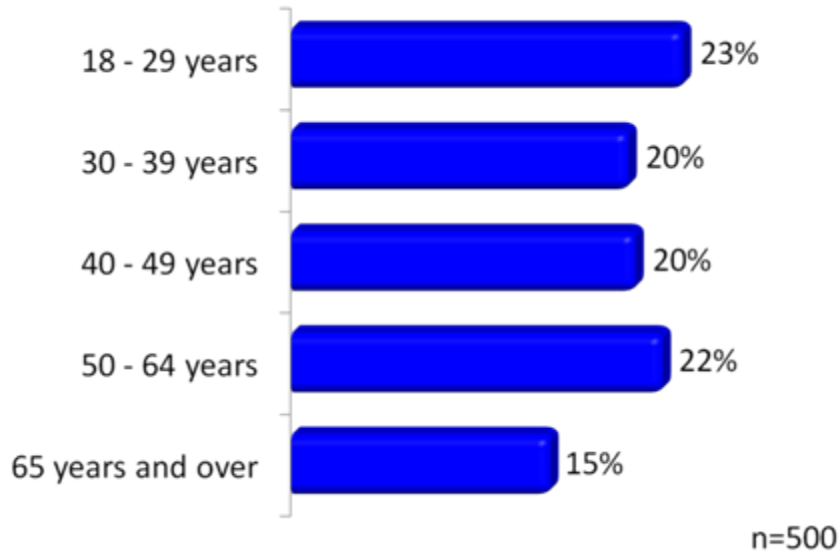


# **Proposed “Three Strikes” Policy: Public Perception Survey**

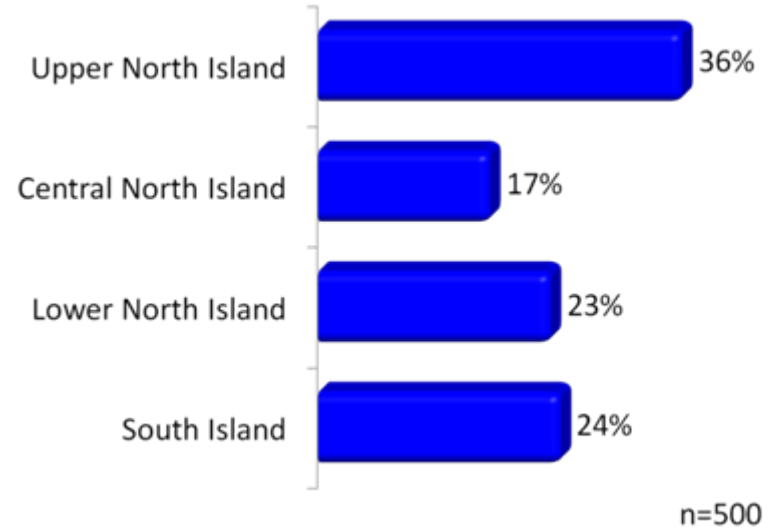
**July 2009**

# Sample demographics

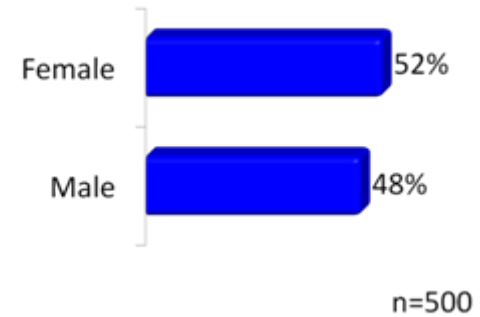
## Respondent Age



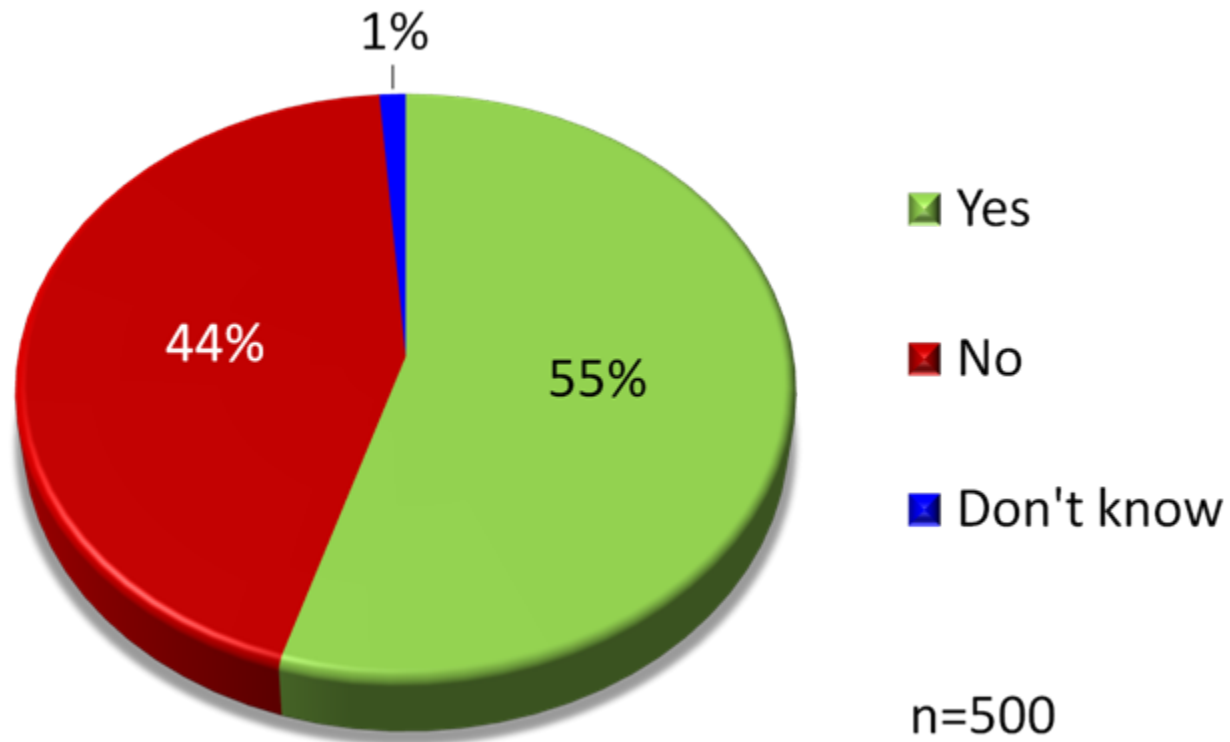
## Respondent Region



## Respondent Gender



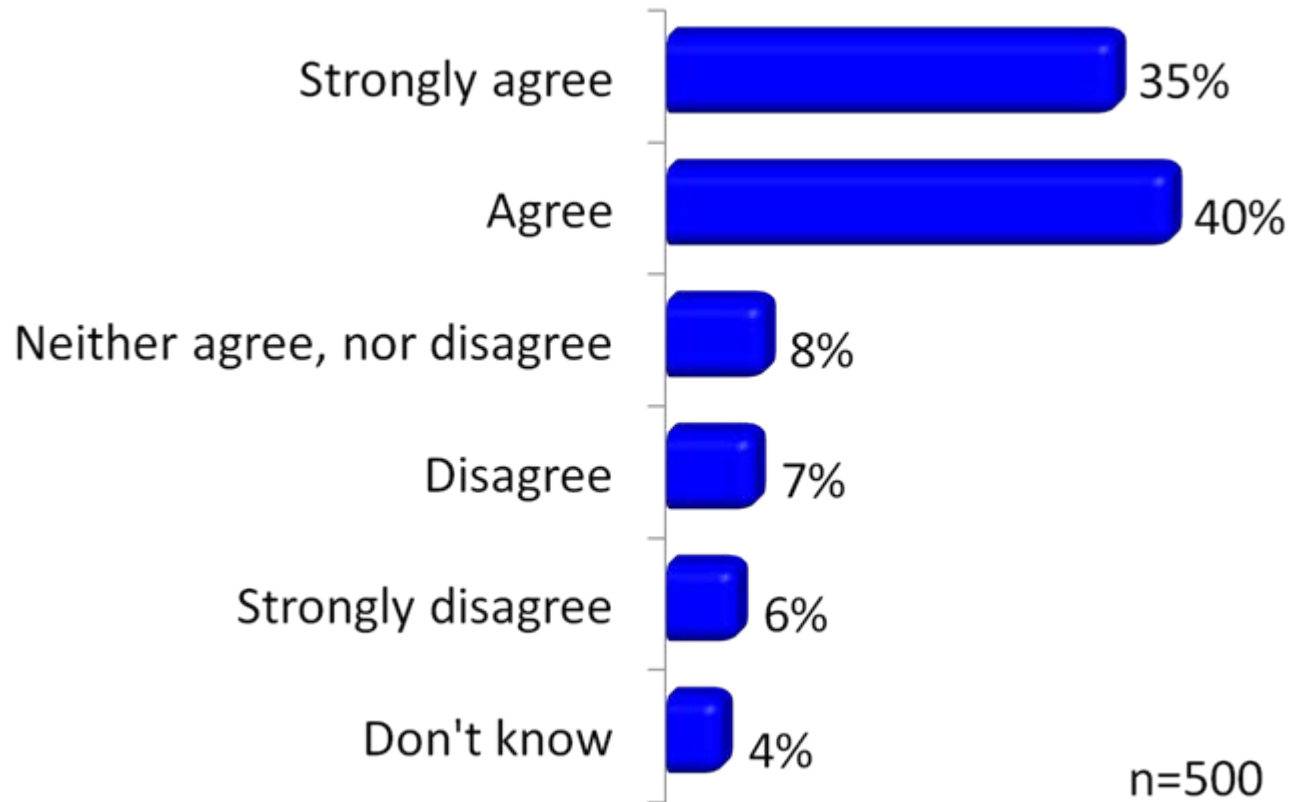
**[Q1] Have you heard of the “Three Strikes” law and order policy currently before Parliament?**



# [Q1] Have you heard of the “Three Strikes” law and order policy currently before Parliament?

|                      | n   | Yes | No  | Don't know |
|----------------------|-----|-----|-----|------------|
| <b>ALL</b>           | 500 | 55% | 44% | 1%         |
| <b>AGE</b>           |     |     |     |            |
| 18 - 29 years        | 115 | 38% | 60% | 2%         |
| 30 - 39 years        | 99  | 58% | 41% | 1%         |
| 40 - 49 years        | 101 | 66% | 34% | 0%         |
| 50 - 64 years        | 109 | 57% | 41% | 2%         |
| 65 years and over    | 76  | 58% | 41% | 1%         |
| <b>GENDER</b>        |     |     |     |            |
| Female               | 262 | 50% | 48% | 2%         |
| Male                 | 238 | 61% | 39% | 0%         |
| <b>REGION</b>        |     |     |     |            |
| Upper North Island   | 180 | 58% | 41% | 1%         |
| Central North Island | 83  | 42% | 58% | 0%         |
| Lower North Island   | 115 | 57% | 40% | 3%         |
| South Island         | 122 | 57% | 43% | 1%         |

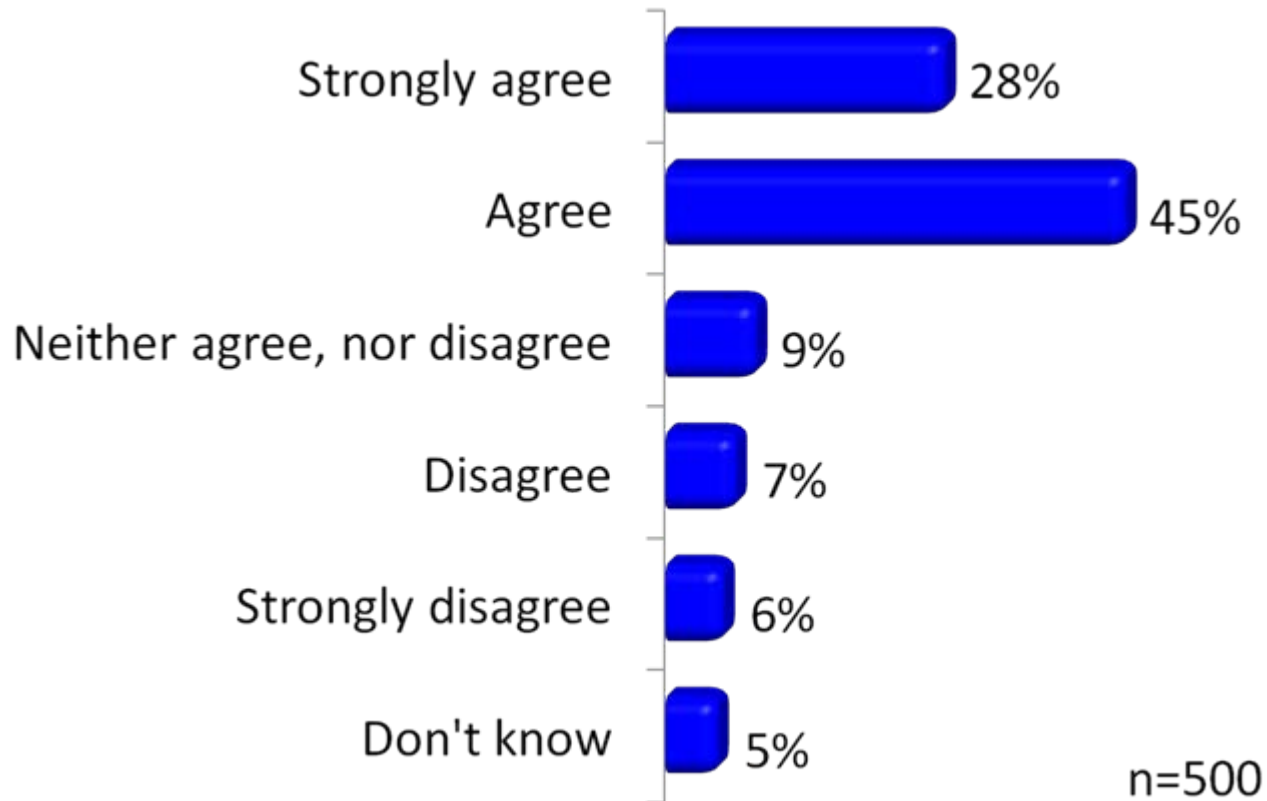
**[Q2] ... Using the following scale, please state whether you agree or disagree with ACT's law reform bill?**



**[Q2] ... Using the following scale, please state whether you agree or disagree with ACT's law reform bill?**

|                      | n   | Strongly disagree | Disagree | Neither agree, nor disagree | Agree | Strongly agree | Don't know |
|----------------------|-----|-------------------|----------|-----------------------------|-------|----------------|------------|
| <b>ALL</b>           | 500 | 6%                | 7%       | 8%                          | 40%   | 35%            | 4%         |
| <b>AGE</b>           |     |                   |          |                             |       |                |            |
| 18 - 29 years        | 115 | 3%                | 7%       | 11%                         | 44%   | 31%            | 3%         |
| 30 - 39 years        | 99  | 6%                | 5%       | 6%                          | 35%   | 43%            | 4%         |
| 40 - 49 years        | 101 | 6%                | 5%       | 4%                          | 44%   | 40%            | 2%         |
| 50 - 64 years        | 109 | 7%                | 10%      | 6%                          | 35%   | 35%            | 6%         |
| 65 years and over    | 76  | 7%                | 8%       | 12%                         | 41%   | 26%            | 7%         |
| <b>GENDER</b>        |     |                   |          |                             |       |                |            |
| Female               | 262 | 3%                | 6%       | 6%                          | 43%   | 36%            | 6%         |
| Male                 | 238 | 9%                | 8%       | 9%                          | 37%   | 34%            | 3%         |
| <b>REGION</b>        |     |                   |          |                             |       |                |            |
| Upper North Island   | 180 | 7%                | 8%       | 8%                          | 38%   | 37%            | 2%         |
| Central North Island | 83  | 1%                | 6%       | 5%                          | 49%   | 36%            | 2%         |
| Lower North Island   | 115 | 10%               | 6%       | 3%                          | 36%   | 35%            | 10%        |
| South Island         | 122 | 2%                | 7%       | 13%                         | 40%   | 34%            | 4%         |

**[Q3] Thinking about the ACT Party Three Strikes policy mentioned before, would you favour the National Party adopting this as government policy?**



# [Q3] Thinking about the ACT Party Three Strikes policy mentioned before, would you favour the National Party adopting this as government policy?

|                      | n   | Strongly disagree | Disagree | Neither agree, nor disagree | Agree | Strongly agree | Don't know |
|----------------------|-----|-------------------|----------|-----------------------------|-------|----------------|------------|
| <b>ALL</b>           | 500 | 6%                | 7%       | 9%                          | 45%   | 28%            | 5%         |
| <b>AGE</b>           |     |                   |          |                             |       |                |            |
| 18 - 29 years        | 115 | 3%                | 4%       | 16%                         | 53%   | 20%            | 3%         |
| 30 - 39 years        | 99  | 5%                | 5%       | 7%                          | 41%   | 37%            | 4%         |
| 40 - 49 years        | 101 | 5%                | 5%       | 7%                          | 49%   | 32%            | 3%         |
| 50 - 64 years        | 109 | 8%                | 14%      | 6%                          | 39%   | 28%            | 4%         |
| 65 years and over    | 76  | 8%                | 7%       | 8%                          | 43%   | 20%            | 14%        |
| <b>GENDER</b>        |     |                   |          |                             |       |                |            |
| Female               | 262 | 3%                | 6%       | 10%                         | 48%   | 26%            | 7%         |
| Male                 | 238 | 9%                | 8%       | 8%                          | 42%   | 29%            | 3%         |
| <b>REGION</b>        |     |                   |          |                             |       |                |            |
| Upper North Island   | 180 | 6%                | 8%       | 11%                         | 46%   | 28%            | 2%         |
| Central North Island | 83  | 1%                | 7%       | 8%                          | 46%   | 31%            | 6%         |
| Lower North Island   | 115 | 12%               | 9%       | 3%                          | 43%   | 24%            | 9%         |
| South Island         | 122 | 3%                | 3%       | 13%                         | 47%   | 27%            | 7%         |